

This document is a marketing material for Institutional Investors.

Investors should read the PRIIPS KID document

Strategy

The objective of this sub-fund is to replicate as closely as possible the rising phases of the market while reducing risk during periods of decline. To achieve this, **behavioural finance** parameters are used to optimise both the timing of specific and sector-related decisions and the strategic allocations.

Fund Facts

NAV	112.75
Risk (PRIIPS KID)	Category 4
Fund domicile	Luxembourg
Fund Authority	CSSF
ISIN	LU1105777616
Valoren	25237530
Bloomberg Ticker	MFMQEEI
Lipper (Reuters)	68512861
Management fees	1.35%
PRIIPS KID Ongoing Charges	1.97%
Launch date	15.02.2008
Distribution:	CH, LUX
Subscriptions	Daily
Subscription fee	None
Redemption	Daily
Redemption fee	None
Performance fee	None
Recommended holding period:	3 years

Fund datas

	Fund
P/E ratio	12.59
P/Book	2.68
Div yield	4.14%
Beta 1 Year	0.57
Beta Upside	0.56
Beta Downside	0.59
Correlation 1Y	0.81

Fund Manager

Active Niche Fund SA

Avenue de Rumine 7
1005 Lausanne
Switzerland
Tel: +41 21 320 11 05

Fund Advisor

Quanteviour SA



Rue du Village 10
1052 Le Mont-sur-Lausanne
Switzerland
Tel: +41 21 321 90 90

ManCo Altum

Custodian ING Luxembourg SA

Auditors Deloitte Audit

Fund manager comment

After 2 positive months, war in Iran coupled with rising energy prices and stress in private credit pushed markets in a strong reversal and intense selling. There were no safe even as even Gold suffered from this environment.

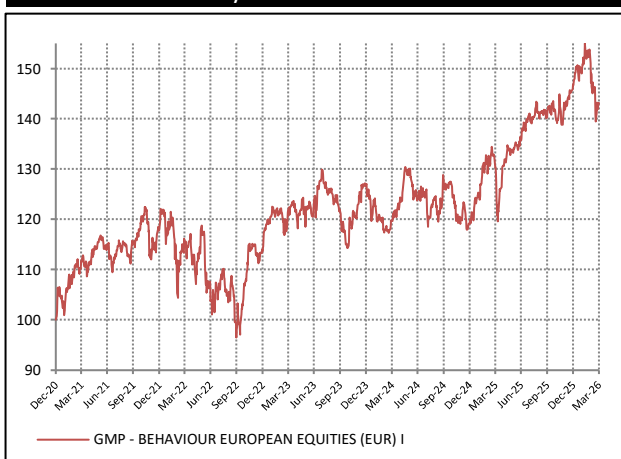
As measured by the EuroStoxx50 index, March performance was clearly negative at - 9.26 %. The fund finished the period at - 6.87 % for the fund. On the volatility side, the 100-days average increased significantly to reach 13.07 % for the fund compared to 15.97 % for the market.

From a sector point of view, we saw some continuation patterns as sectors like Energy, Utilities followed by Telecom were again the outperformers whereas Technology, Automobiles and Banks were the underperformers. Despite significant diversification via the renewable energy sources, we are almost in the same situation as 2022. Inflation risk driven by oil and gas prices is pivotal for the markets. The main difference is that Trump is not Putin. We believe that this conflict will be far less important over time for inflation expectations and interest rates should not move too much.

Reinvested distributions	1 month	3 months	YTD	2 years	3 years	Volatility 30 days	Volatility 100 days	Information Ratio (R.F.= 2.95%)
GMP - BEHAVIOUR EUROPEAN EQUITIES (EUR) I	-6.87%	-2.37%	-2.37%	26.20%	28.75%	16.67%	13.07%	0.14

Performance over 5 year

Source: Active Niche Funds

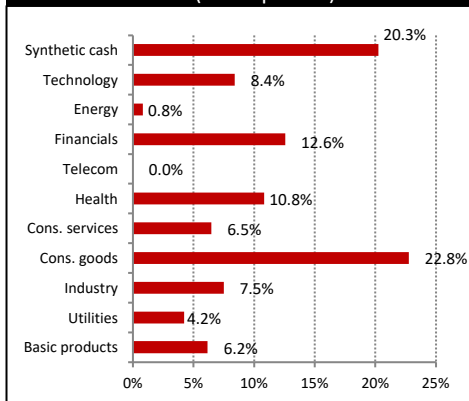
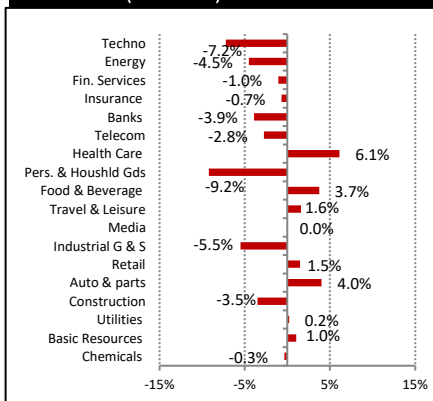
**Key Holdings**

STM	6.3%
Barry Callebaut	5.5%
DSM Firmenich	5.1%
ENEL	4.4%
Santander	4.0%
Société Générale	3.9%
Merck Kgaa	3.4%
FORVIA	3.2%
UNILEVER	3.2%
LEONARDO	3.0%

Monthly returns

Source: Active Niche Funds

	J	F	M	A	M	J	J	A	S	O	N	D	Annual
2019	2.57%	4.42%	-2.04%	3.07%	-5.59%	3.49%	-0.29%	-3.12%	2.69%	-0.57%	0.04%	2.12%	6.77%
2020	-6.25%	-4.15%	-20.61%	4.06%	12.38%	-1.24%	-3.47%	0.99%	-2.31%	-1.11%	22.90%	2.13%	-6.99%
2021	0.88%	6.14%	4.08%	2.32%	4.00%	-1.24%	-1.26%	2.13%	0.50%	4.39%	-6.93%	4.97%	17.81%
2022	-0.43%	-2.18%	-0.16%	-1.39%	4.10%	-11.83%	3.42%	-2.36%	-6.34%	9.59%	6.85%	-1.23%	-3.71%
2023	6.54%	0.68%	0.15%	0.02%	0.51%	1.10%	4.73%	-2.88%	-3.19%	-5.23%	5.59%	3.80%	11.67%
2024	-2.01%	-5.01%	1.56%	3.90%	5.27%	-4.79%	1.79%	-1.18%	2.58%	-2.66%	-3.24%	-0.58%	-5.63%
2025	4.60%	4.74%	-0.46%	0.19%	2.37%	1.49%	3.81%	0.27%	-0.67%	-0.41%	2.48%	2.40%	22.66%
2026	1.98%	2.80%	-6.87%										-2.37%

Sector Breakdown (net exposure)**Sector bias (Nominal)**

Datas and graphs contained in this document are provided as an indication only. I share class only for institutional investors. The past performance is no indication of current and future performances, and the performance data do not take account of the commissions and costs incurred on the issue and redemption of units. Consequently, Active Niche Funds SA does not provide any guarantee as for their exactitude and reliability.

Issued by Active Niche Funds S.A. (ANF), Avenue de Rumine 7, 1005 Lausanne, Switzerland. ANF is authorised and regulated by the FINMA. This document is a marketing material. Any reference to specific securities, sectors or markets within this document does not constitute investment advice or a recommendation or an offer to buy or sell any security or fund, and is not intended to substitute the offering documents or prospectus of the Fund. This material may not be distributed, published or reproduced in whole or in part. ANF may terminate marketing at any time.

All financial investments involve an element of risk. Therefore, the value of your investment will vary and your initial investment amount cannot be guaranteed. The indicated performance data does not take account of the commissions and costs incurred on the issue and redemption of units. Past performance is not an indication or guarantee for future performances. This product is classified as 4 out of 7. This rates the potential losses from future performance at a medium level. Poor market conditions could impact your returns.

Investors should understand all characteristics of the Fund's objective before investing and should refer to the prospectus for the funds full list of risks and to the KID PRIIPS document for further cost information and the Recommended Holding Period.

The Prospectus, the most recent financial reports and the Key Information Documents, which are available in registered jurisdictions in their respective local language can be found at www.linkfundsolutions.lu on the relevant product pages.

Global Managers Platform – Behaviour European Equities Fund is domiciled in Luxembourg. Acolin Fund Services AG – Maintower Thurgauerstrasse 36/38, 8050 Zurich Switzerland is the Swiss Representative of the Fund where legal documents are also available. The Swiss Paying Agent of the Fund is Banque Cantonale Vaudoise, Place St-François 14, 1003 Lausanne, Switzerland. Current share prices are available at <https://manco.altumgroup.com/>. For information on investor rights and how to raise complaints please go to www.activenf.ch/investor-rights.

Sustainability

GMP Behaviour European Equities Fund is classified as article 6 fund under SFDR.

Article 6 SFDR: = Financial product not promoting ESG characteristics nor integrating sustainability risks

For more information on our ESG Investment Policy and SFDR disclosures: www.activenf.ch