

This document is a marketing material for Retail investors.

Investors should read the PRIIPS KID document

Strategy

The objective of this sub-fund is to replicate as closely as possible the rising phases of the market while reducing risk during periods of decline. To achieve this, **behavioural finance** parameters are used to optimise both the timing of specific and sector-related decisions and the strategic allocations.

Fund Facts

NAV	94.33
Risk (PRIIPS KID)	Category 4
Fund domicile	Luxembourg
Fund Authority	CSSF
ISIN	LU1105777707
Valoren	25237533
Bloomberg Ticker	MFMQEER
Lipper (Reuters)	68512859
Management fees	1.85%
PRIIPS KID Ongoing Charges	2.58%
Launch date	28.09.2006
Distribution:	CH, LUX
Subscriptions	Daily
Subscription fee	up to 2.5%
Redemption	Daily
Redemption fee	None
Performance fee	None
Recommended holding period:	3 years

Fund datas

	Fund
P/E ratio	12.06
P/Book	1.98
Div yield	4.11%
Beta 1 Year	0.62
Beta Upside	0.59
Beta Downside	0.61
Correlation 1Y	0.77

Fund Manager

Active Niche Fund SA

Avenue de Rumine 7
1005 Lausanne
Switzerland
Tel: +41 21 320 11 05

Fund Advisor

Quanteviour SA



Rue du Village 10
1052 Le Mont-sur-Lausanne
Switzerland
Tel: +41 21 321 90 90

ManCo Altum

Custodian ING Luxembourg SA

Auditors Deloitte Audit

Fund manager comment

Markets were under strong pressure in the first half of April. Europe showed again good resilience. The US political agenda remains the only game in town and markets ended up putting strong pressure on the administration to change course. Trump had to backtrack on many of his decisions which finally helped the markets to recover and finish only slightly in the negative.

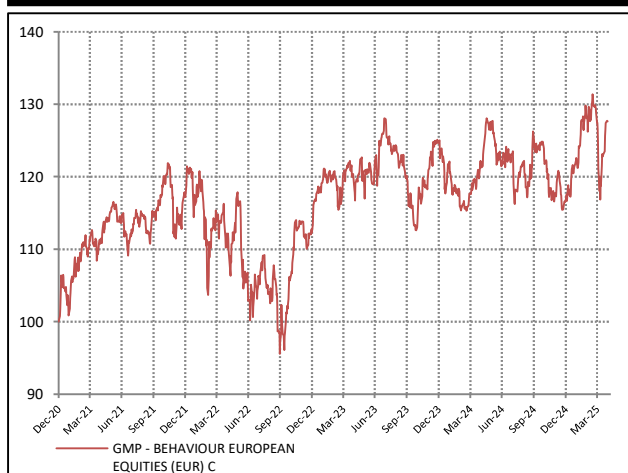
The EuroStoxx50 index performance was again negative at -1.68 %, compared with + 0.19 % for the fund. On the volatility side, the 100-days average increased to 14.65 % for the fund versus a much larger increase to 21.43 % for the market. From a sectoral point of view, we saw a strong come back for few cyclical sectors such as Chemicals, Retail, Construction except for Basic resources and Energy. On the defensive side we saw a very strong come back for Utilities, Telecom and Food&Beverages followed by a nice performance for Insurance as well.

The corrective phase which was clearly pinpointed by our behavioural indicators in February has mostly been reversed in April. We gradually increased the equity exposure of the portfolio in the second half of the month. We keep some short-term puts as a residual hedge and synthetic cash is at 33.1%. For the next few months, we favour a tactical approach as real economy is starting to show some deterioration mainly in the USA.

Reinvested distributions	1 month	3 months	YTD	2 years	3 years	Volatility 30 days	Volatility 100 days	Information Ratio (R.F.= 2.42%)
GMP - BEHAVIOUR EUROPEAN EQUITIES (EUR) C	0.15%	4.32%	9.07%	13.71%	15.49%	19.56%	14.65%	0.30

Performance over 5 years

Source: Active Niche Funds



Key Holdings

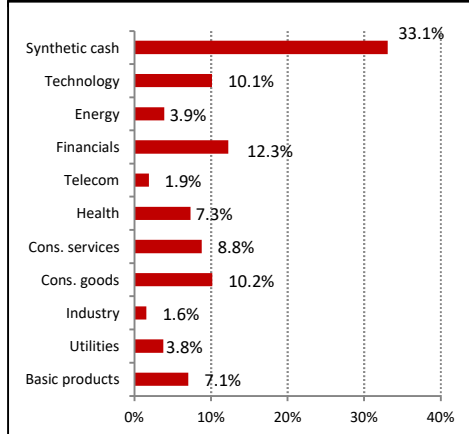
Santander	4.9%
ROCHE	4.9%
Prysmian	4.4%
ENEL	3.9%
Solvay	3.8%
STM	3.4%
AXA	3.3%
VW	3.3%
Barry Callebaut	3.2%
Soc GEN	3.1%

Monthly returns

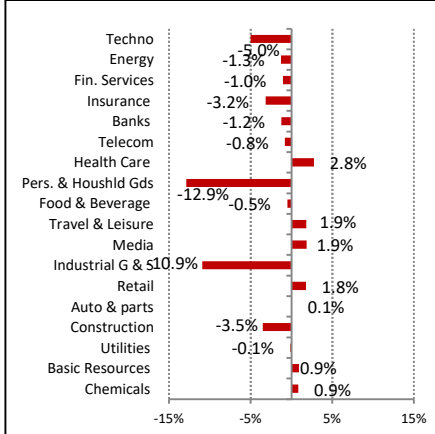
Source: Active Niche Funds

	J	F	M	A	M	J	J	A	S	O	N	D	Annual
2019	2.53%	4.38%	-2.08%	3.02%	-5.63%	3.45%	-0.34%	-3.20%	2.65%	-0.61%	0.00%	2.07%	6.24%
2020	-6.29%	-4.19%	-20.64%	4.02%	12.32%	-1.28%	-3.52%	0.93%	-2.35%	-1.15%	22.84%	2.08%	-7.49%
2021	0.83%	6.09%	4.03%	2.26%	3.97%	-1.28%	-1.30%	2.08%	0.46%	4.83%	-6.98%	4.92%	17.18%
2022	-0.48%	-2.22%	-0.20%	-1.64%	4.05%	-11.87%	3.38%	-2.40%	-6.38%	9.54%	6.81%	-1.28%	-4.23%
2023	6.49%	0.64%	0.10%	-0.02%	0.44%	1.06%	4.68%	-2.92%	-3.23%	-5.28%	5.54%	3.76%	11.07%
2024	-2.06%	-5.05%	1.51%	3.70%	5.22%	-4.83%	1.74%	-1.23%	2.53%	-2.70%	-3.27%	-0.63%	-6.14%
2025	4.56%	4.69%	-0.50%	0.15%									9.07%

Sector Breakdown (net exposure)



Sector bias (Nominal)



Datas and graphs contained in this document are provided as an indication only. I share class only for institutional investors. The past performance is no indication of current and future performances, and the performance data do not take account of the commissions and costs incurred on the issue and redemption of units. Consequently, Active Niche Funds SA does not provide any guarantee as for their exactitude and reliability.