

This document is a marketing material for Retail investors.

Investors should read the PRIIPS KID document

Strategy

The objective of this sub-fund is to replicate as closely as possible the rising phases of the market while reducing risk during periods of decline. To achieve this, behavioural finance parameters are used to optimise both the timing of specific and sector-related decisions and the strategic allocations.

Fund Facts

NAV	94.19
Risk (PRIIPS KID)	Category 4
Fund domicile	Luxembourg
Fund Authority	CSSF
ISIN	LU1105777707
Valoren	25237533
Bloomberg Ticker	MFMQEER
Lipper (Reuters)	68512859
Management fees	1.85%
PRIIPS KID Ongoing Charges	2.58%
Launch date	28.09.2006
Distribution:	CH, LUX
Subscriptions	Daily
Subscription fee	up to 2.5%
Redemption	Daily
Redemption fee	None
Performance fee	None
Recommended holding period:	3 years

Fund datas

	Fund
P/E ratio	11.01
P/Book	1.76
Div yield	4.06%
Beta 1 Year	0.63
Beta Upside	0.60
Beta Downside	0.64
Correlation 1Y	0.73

Fund Manager

Active Niche Fund SA

Avenue de Rumine 7  
1005 Lausanne  
Switzerland  
Tel: +41 21 320 11 05

Fund Advisor

Quanteviour SA



Rue du Village 10  
1052 Le Mont-sur-Lausanne  
Switzerland  
Tel: +41 21 321 90 90

ManCo Altum

Custodian ING Luxembourg SA

Auditors Deloitte Audit

Fund manager comment

March has been a month of correction. As expected, the economic agenda of the current US administration has resulted in a big loss of visibility for the companies all over the world included the US one. The only positive of this environment is the stimulus effect of the defence package decided by the Europeans.

European markets continued to overperform other big indices. The EuroStoxx50 index performance was -3.94 %, compared with -0.46 % for the fund. On the volatility side, the 100-days average increased slightly to 11.76 % for the fund versus a sharper rise at 15.06 % for the market.

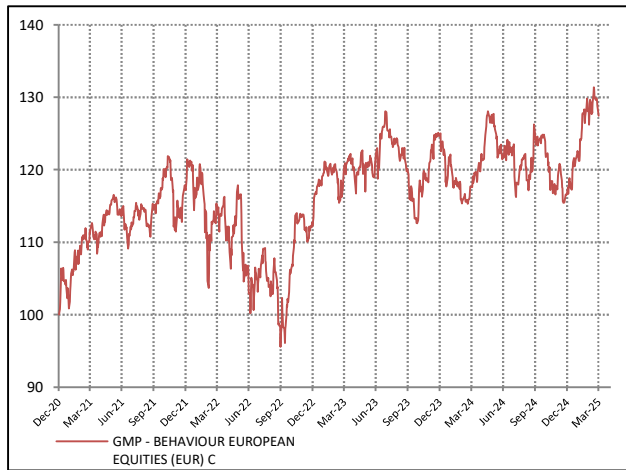
From a sectoral point of view, defensive sectors were the clear winners with Utilities at the front stage followed by Insurance, Energy and Telecom. The laggards were Autos, Travel&Leisure, Tech and Basic resources.

Applying strictly the negative message from our behavioural indicators to the portfolio, we kept throughout the month the hedging strategies put in place in February. The net equity exposure was reduced all the way down to reach 41.4% or the other way round 58.6 % in synthetic cash. We will wait for more visibility in this trade war dynamic.

Reinvested distributions	1 month	3 months	YTD	2 years	3 years	Volatility 30 days	Volatility 100 days	Information Ratio (R.F.= 2.42%)
GMP - BEHAVIOUR EUROPEAN EQUITIES (EUR) C	-0.50%	8.91%	8.91%	13.55%	15.32%	12.05%	11.76%	-1.48

Performance over 5 years

Source: Active Niche Funds



Key Holdings

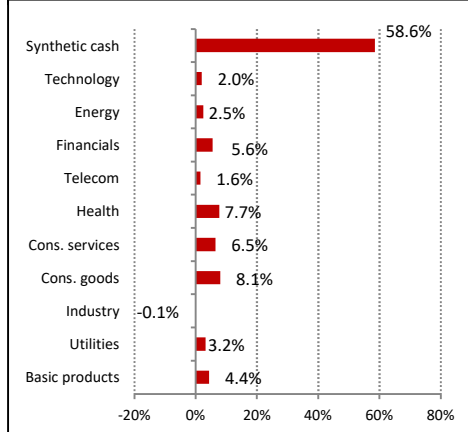
ROCHE	5.2%
Santander	5.0%
Barry Callebaut	4.9%
ENEL	3.9%
Solvay	3.8%
STM	3.4%
VW	3.2%
Soc GEN	2.9%
FORVIA	2.8%
Philips	2.7%

Monthly returns

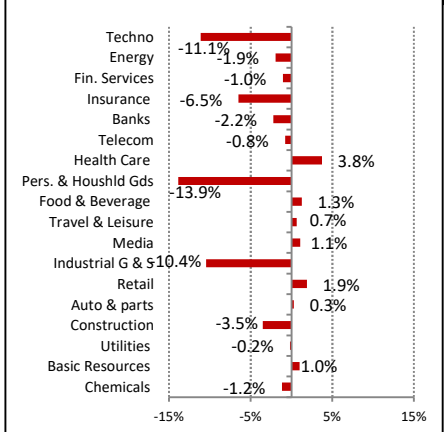
Source: Active Niche Funds

	J	F	M	A	M	J	J	A	S	O	N	D	Annual
2019	2.53%	4.38%	-2.08%	3.02%	-5.63%	3.45%	-0.34%	-3.20%	2.65%	-0.61%	0.00%	2.07%	6.24%
2020	-6.29%	-4.19%	-20.64%	4.02%	12.32%	-1.28%	-3.52%	0.93%	-2.35%	-1.15%	22.84%	2.08%	-7.49%
2021	0.83%	6.09%	4.03%	2.26%	3.97%	-1.28%	-1.30%	2.08%	0.46%	4.83%	-6.98%	4.92%	17.18%
2022	-0.48%	-2.22%	-0.20%	-1.64%	4.05%	-11.87%	3.38%	-2.40%	-6.38%	9.54%	6.81%	-1.28%	-4.23%
2023	6.49%	0.64%	0.10%	-0.02%	0.44%	1.06%	4.68%	-2.92%	-3.23%	-5.28%	5.54%	3.76%	11.07%
2024	-2.06%	-5.05%	1.51%	3.70%	5.22%	-4.83%	1.74%	-1.23%	2.53%	-2.70%	-3.27%	-0.63%	-6.14%
2025	4.56%	4.69%	-0.50%										8.91%

Sector Breakdown (net exposure)



Sector bias (Nominal)



Datas and graphs contained in this document are provided as an indication only. I share class only for institutional investors. The past performance is no indication of current and future performances, and the performance data do not take account of the commissions and costs incurred on the issue and redemption of units. Consequently, Active Niche Funds SA does not provide any guarantee as for their exactitude and reliability.

Issued by Active Niche Funds S.A. (ANF), Avenue de Rumine 7, 1005 Lausanne, Switzerland. ANF is authorised and regulated by the FINMA. This document is a marketing material. Any reference to specific securities, sectors or markets within this document does not constitute investment advice or a recommendation or an offer to buy or sell any security or fund, and is not intended to substitute the offering documents or prospectus of the Fund. This material may not be distributed, published or reproduced in whole or in part. ANF and or the Management Company of the fund may terminate marketing at any time.

All financial investments involve an element of risk. Therefore, the value of your investment will vary and your initial investment amount cannot be guaranteed. The indicated performance data does not take account of the commissions and costs incurred on the issue and redemption of units. Past performance is not an indication or guarantee for future performances. This product is classified as 4 out of 7. This rates the potential losses from future performance at a medium level. Poor market conditions could impact your returns.

Investors should understand all characteristics of the Fund's objective before investing and should refer to the prospectus for the funds full list of risks and to the KID PRIIPS document for further cost information and the Recommended Holding Period.

The Prospectus, the most recent financial reports and the Key Information Documents, which are available in registered jurisdictions in their respective local language can be found at [www.linkfundsolutions.lu](http://www.linkfundsolutions.lu) on the relevant product pages.

Global Managers Platform – European Equities Fund is domiciled in Luxembourg. Waystone Fund Services (Switzerland) SA, Av. Villamont 17, 1005 Lausanne, Switzerland. Phone: +41213111777. Internet: [www.waystone.com](http://www.waystone.com) is the Swiss Representative of the Fund where legal documents are also available. The Swiss Paying Agent of the Fund is Banque Cantonale de Genève, 17, quai de l'île, CH-1204 Geneva, Switzerland. Current share prices are available at <https://manco.altumgroup.com/>.

For information on investor rights and how to raise complaints please go to [www.activenf.ch/investor-rights](http://www.activenf.ch/investor-rights).

#### Sustainability

GMP Behaviour European Equities Fund is classified as article 6 fund under SFDR.

Article 6 SFDR: = Financial product not promoting ESG characteristics nor integrating sustainability risks

For more information on our ESG Investment Policy and SFDR disclosures: [www.activenf.ch](http://www.activenf.ch)