

This document is a marketing material.

Investors should read the PRIIPS KID document

Strategy

The objective of this sub-fund is to replicate as closely as possible the rising phases of the market while reducing risk during periods of decline. To achieve this, **behavioural finance** parameters are used to optimise both the timing of specific and sector-related decisions and the strategic allocations.

NAV

Risk (PRIIPS KID)

92.47

Category 4

Fund Facts

Fund domicile	Luxembourg
Fund Authority	CSSF
ISIN	LU110577707
Valoren	25237533
Bloomberg Ticker	MFMQEER
Lipper (Reuters)	68512859
Management fees	1.85%
PRIIPS KID Ongoing Charges	2.58%
Launch date	28.09.2006
Distribution:	CH, LUX
Subscriptions	Daily
Subscription fee	max. 2.5%
Redemption	Daily
Redemption fee	None
Performance fee	None

Fund datas

	Fund
P/E ratio	10.37
P/Book	1.73
Div yield	4.32%
Beta 1 Year	0.64
Beta Upside	0.61
Beta Downside	0.66
Correlation 1Y	0.70

Fund Manager

Active Niche Fund SA

Avenue de Rumine 7
1005 Lausanne
Switzerland
Tel: +41 21 320 11 05

Fund Advisor

Quanteviour SA



Rue du Village 10
1052 Le Mont-sur-Lausanne
Switzerland
Tel: +41 21 321 90 90

ManCo

Altum

Custodian

ING Luxembourg SA

Auditors

Deloitte Audit

Fund manager comment

As we expected, the FED gave a positive impulse to the markets and September was a positive month for equities. Monetary conditions were becoming too restrictive compared to the CPI trend and the slowdown in the economy. An adjustment was needed and the FED delivered it coupled with China new stimuli. The fears of recession expressed in August were clearly unjustified, hence the strong market adjustment we saw in September, contrary to the usual seasonal trend.

From a sector point of view, we observed a strong come back for cyclicals, particularly for Travel&Leisure, Basic resources, Chemicals Industrials and Retail. Energy, Healthcare and Auto were the laggard ones.

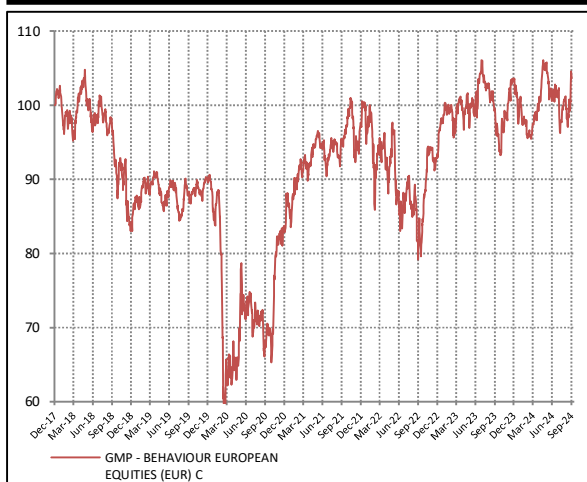
The monthly performance of the EuroStoxx50 index was positive at +0.86 % compared to +2.58 % for the fund. Over a 100-day average, historical volatility was 13.11% for the fund compared to 15.90% for the market.

We increased again our exposure to equities, taking into account the reversal in monetary policy and a favourable behavioural environment. We expect a positive and sustainable trend for equities over the last quarter.

Reinvested distributions	1 month	3 months	YTD	2 years	3 years	Volatility 30 days	Volatility 100 days	Information Ratio (R.F.= 2.42%)
GMP - BEHAVIOUR EUROPEAN EQUITIES (EUR) C	2.53%	3.04%	0.36%	25.10%	15.73%	14.54%	13.11%	-0.99

Performance over 5 years

Source: Active Niche Funds



Key Holdings

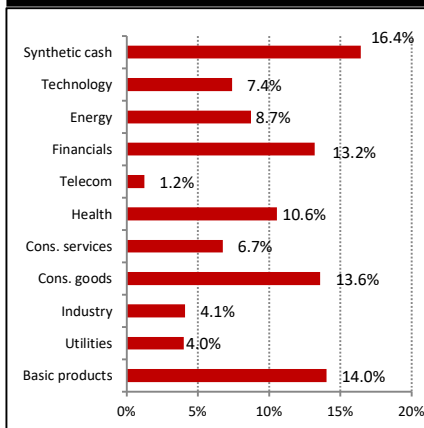
ROCHE	4.9%
STM	4.5%
Solvay	4.0%
ENEL	3.7%
Santander	3.6%
Eni	3.4%
Philips	3.4%
FORVIA	3.3%
AngloAmerican	3.3%
Soc GEN	3.3%

Monthly returns

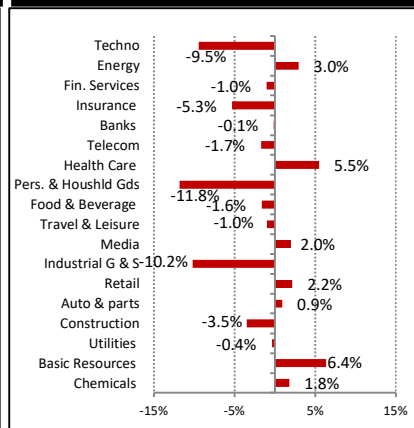
Source: Active Niche Funds

	J	F	M	A	M	J	J	A	S	O	N	D	Annual
2016	-11.80%	-2.68%	3.82%	2.22%	-0.75%	-3.20%	0.84%	-0.41%	-1.50%	0.26%	-0.93%	7.83%	-7.28%
2017	-0.39%	0.88%	4.22%	-0.07%	-0.06%	-1.10%	3.08%	-3.89%	2.50%	-2.40%	0.18%	1.56%	4.33%
2018	-0.11%	-1.14%	-2.21%	5.56%	-1.93%	-3.02%	4.54%	-3.58%	-0.87%	-6.45%	1.12%	-8.03%	-15.72%
2019	2.53%	4.38%	-2.08%	3.02%	-5.63%	3.45%	-0.34%	-3.20%	2.65%	-0.61%	0.00%	2.07%	6.24%
2020	-6.29%	-4.19%	-20.64%	4.02%	12.32%	-1.28%	-3.52%	0.93%	-2.35%	-1.15%	22.84%	2.08%	-7.49%
2021	0.83%	6.09%	4.03%	2.26%	3.97%	-1.28%	-1.30%	2.08%	0.46%	4.83%	-6.98%	4.92%	17.18%
2022	-0.48%	-2.22%	-0.20%	-1.64%	4.05%	-11.87%	3.38%	-2.40%	-6.38%	9.54%	6.81%	-1.28%	-4.23%
2023	6.49%	0.64%	0.10%	-0.02%	0.44%	1.06%	4.68%	-2.92%	-3.23%	-5.28%	5.54%	3.76%	11.07%
2024	-2.06%	-5.05%	1.51%	3.70%	5.22%	-4.83%	1.74%	-1.23%	2.53%				0.36%

Sector Breakdown (net exposure)



Sector bias (Nominal)



Das and graphs contained in this document are provided as an indication only. I share class only for institutional investors. The past performance is no indication of current and future performances, and the performance data do not take account of the commissions and costs incurred on the issue and redemption of units. Consequently, Active Niche Funds SA does not provide any guarantee as for their exactitude and reliability.

Issued by Active Niche Funds S.A. (ANF), Avenue de Rumine 7, 1005 Lausanne, Switzerland. ANF is authorised and regulated by the FINMA. This document is a marketing material. Any reference to specific securities, sectors or markets within this document does not constitute investment advice or a recommendation or an offer to buy or sell any security or fund, and is not intended to substitute the offering documents or prospectus of the Fund. This material may not be distributed, published or reproduced in whole or in part. ANF and or the Management Company of the fund may terminate marketing at any time.

All financial investments involve an element of risk. Therefore, the value of your investment will vary and your initial investment amount cannot be guaranteed. The indicated performance data does not take account of the commissions and costs incurred on the issue and redemption of units. Past performance is not an indication or guarantee for future performances.

Investors should understand all characteristics of the Fund's objective before investing and should refer to the prospectus for the funds full list of risks and to the KID PRIIPS document for further cost information.

The Prospectus, the most recent financial reports and the Key Information Documents, which are available in registered jurisdictions in their respective local language can be found at www.linkfundsolutions.lu on the relevant product pages.

Global Managers Platform – European Equities Fund is domiciled in Luxembourg. Waystone Fund Services (Switzerland) SA, Av. Villamont 17, 1005 Lausanne, Switzerland. Phone: +41213111777. Internet: www.waystone.com is the Swiss Representative of the Fund where legal documents are also available. The Swiss Paying Agent of the Fund is Banque Cantonale de Genève, 17, quai de l'Île, CH-1204 Geneva, Switzerland. Current share prices are available at <https://manco.altumgroup.com/>.

For information on investor rights and how to raise complaints please go to www.activenf.ch/investor-rights.

Sustainability

GMP Behaviour European Equities Fund is classified as article 6 fund under SFDR.

Article 6 SFDR: = Financial product not promoting ESG characteristics nor integrating sustainability risks

For more information on our ESG Investment Policy and SFDR disclosures: www.activenf.ch