

April 2022 (A EUR)

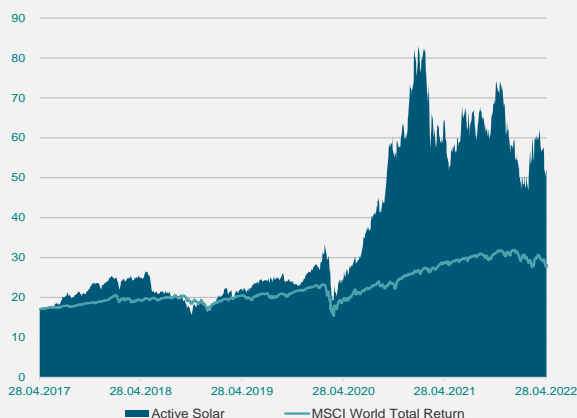
# Active Solar

## Long-only fund on the worldwide solar sector

The fund is invested into listed stocks of companies mainly active in the solar photovoltaics industry. Thanks to an active management, the fund's objective is to offer investors the best exposure to this sector in order to benefit from its strong growth.

Bearing a high risk profile (KIID category 7), the fund has very high expected returns. Investment horizon should be mid- to long-term.

### Performances over 5 years



### Management comments

The negative performance in April was driven by a market correction and by uncertainties on potential new import tariffs in the USA for solar cells and modules originating from South East Asia.

The energy crisis triggered by the Russia-Ukraine war will accelerate the global shift to clean energy.

The investment thesis relies on two very powerful arguments: Decarbonisation and Energy Security.

The 2022 outlook is very positive:

- ▶ Strong growth of new solar installations that could reach 250 GW (+32%).
- ▶ All countries will review and upgrade their emissions targets to 2030 (following COP26).
- ▶ The valuations are close to historic lows.

The solar sector is mature both from a technological and industrial development perspective. The best companies of the sector will massively increase their revenues and profit by 2025.

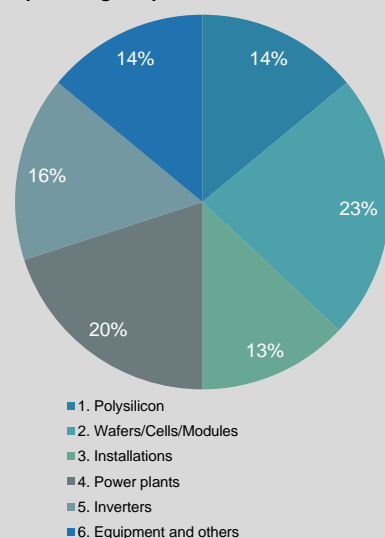
### Performances

Year	Jan	Feb	Mar	Apr	May	Jun	Jul	Aug	Sep	Oct	Nov	Dec	Year
2022	-14.9%	11.3%	6.2%	-12.5%									-12%
2021	5.9%	-9.0%	-9.9%	-4.5%	-3.9%	15.8%	-4.0%	4.5%	-7.6%	20.8%	-9.8%	-12.2%	-18%
2020	2.3%	9.4%	-27.0%	20.2%	8.6%	9.8%	19.4%	20.3%	14.5%	9.5%	13.4%	14.6%	+174%
2019	22.5%	8.2%	-9.2%	6.4%	4.4%	7.0%	1.5%	2.9%	-3.7%	-3.6%	2.3%	10.4%	+57%
2018	2.8%	-2.4%	1.0%	2.3%	0.4%	-16.4%	1.9%	-2.6%	-8.0%	-12.0%	14.2%	-12.3%	-30%
2017	2.3%	7.0%	-4.5%	0.3%	2.8%	5.4%	10.0%	0.2%	2.1%	10.3%	1.0%	3.6%	+48%
2016	-18.8%	-4.1%	0.5%	0.7%	-5.7%	-6.3%	-1.1%	-4.9%	-4.3%	-3.0%	-10.4%	3.7%	-44%
2015	-2.8%	14.2%	4.7%	4.7%	-3.5%	-6.2%	-12.2%	-17.6%	-2.7%	13.8%	-5.5%	14.9%	-4%
2014	10.5%	10.7%	-6.6%	-7.6%	4.3%	6.5%	-8.3%	12.0%	-0.1%	-3.8%	-7.0%	-4.4%	+3%
15.09.2008 - 31.12.2013													-71%

### Key data

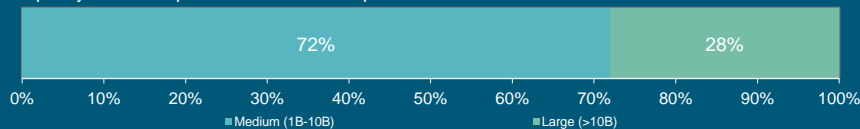
NAV (A EUR)	51.78
Assets under management (Mio EUR)	204
Total monthly inflows / outflows (Mio EUR)	+6.0 / -2.6
Total inflows / outflows over 12 months (Mio EUR)	+94 / -83
Number of holdings	25
Fund manager authorized by FINMA	Active Niche Funds SA, Switzerland
Custodian	UBS Europe SE, Luxembourg

### Split along the photovoltaics value chain

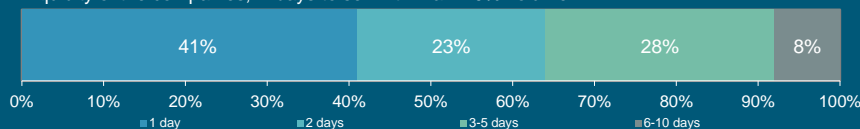


### Size and liquidity of underlying shares

#### Split by market capitalization of the companies



#### Liquidity of the companies, in days to sell with max. 20% volume



### Luxembourg Selection Fund - Active Solar

ISIN / valor nr A EUR	LU0377296479 / 4404695
Legal structure	Luxembourg SICAV, UCITS
Management company	UBS Third Party Management Company SA
Administrative agent	Northern Trust Global Services SE, Lux.
Auditor	PricewaterhouseCoopers, Luxembourg
Share class I EUR, min. EUR 2 million	LU2247605236 / 57696095

### Classification SFDR

Liquidity	Article 9 EU 2019/208
Management fees	Daily, cut-off 4 PM
Performance fees	1.5% p.a.
Subscription / Redemption fee	15% over MSCI World Total Return
Prospectus and legal information	0%
Mgt fees share class I EUR	fundinfo.com
	0.9% p.a.

ACTIVE SOLAR

[www.activesolar.ch](http://www.activesolar.ch)

Active Niche Funds S.A.  
Av. de la Gare 1, C.P. 5117, 1002 Lausanne, Switzerland

[info@activenf.ch](mailto:info@activenf.ch)  
[www.activenf.ch](http://www.activenf.ch)

For marketing and information purposes. This report does not constitute an offer and is not a recommendation to buy or sell fund units. It is for informational purposes only. It is subject to change and no explicit or implicit assurance or guarantee is hereby provided in respect of the correctness, reliability or completeness of its content. The indicated performance data does not take account of the commissions and costs incurred on the issue and redemption of units. Past performance is not an indication or guarantee for future performances. This document does not constitute a prospectus in the sense of Swiss or Luxembourg laws.