

Strategy

The objective of this sub-fund is to replicate as closely as possible the rising phases of the benchmark index while reducing risk during periods of decline. To achieve this, **behavioural finance** parameters are used to optimise both the timing of specific and sector-related decisions and the strategic allocations.

NAV

68.01

Fund Facts

Fund domicile	Luxembourg
Fund Authority	CSSF
ISIN	LU1105777616
Valoren	25237530
Bloomberg Ticker	MFMQEEI
Lipper (Reuters)	68512861
Management fees	1.35%
TER	1.73%
Launch date	15.02.2008
Distribution:	CH, LUX
Subscriptions	Daily
Subscription fee	max. 2.5%
Redemption	Daily
Redemption fee	None
Performance fee	None
Last dividend	EUR 0.1149

Fund datas

	Fund	Benchmark
P/E ratio	11.77	18.24
P/Book	0.89	2.95
Div yield	5.42%	3.55%
Beta 1 Year	0.49	1.00
Beta Upside	0.50	1.00
Beta Downside	0.44	1.00
Correlation 1Y	0.90	1.00

Fund Manager

Active Niche Fund SA

Avenue de la Gare 1
1002 Lausanne
Switzerland
Tel: +41 21 320 11 05

Fund Advisor

Quanteviour SA



Av. des Toises 12
1005 Lausanne
Switzerland
Tel: +41 21 321 90 99

Fund Administrator Casa4Funds

Custodian ING Luxembourg SA

Auditors Deloitte Audit

Fund manager comment

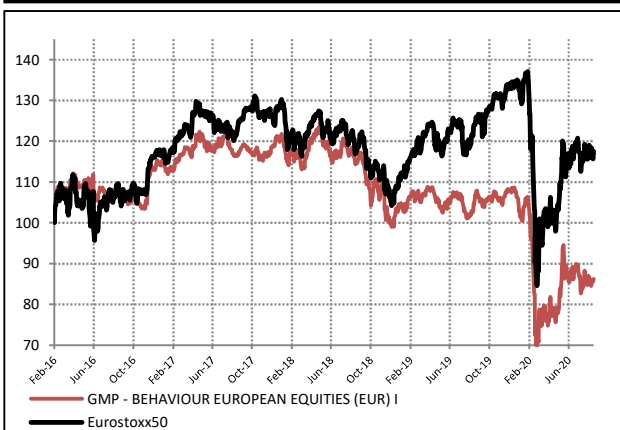
We are still in a waiting mode for the European markets. After a strong technology push from the US markets, the European Indices remain steady despite rising volatility derived from the correction in the technology sector. The economic recovery is continuing and is still clearly in favour of a strong comeback of the classic or perhaps boring cyclical and value stocks.

Sector rotation in favour of value and cyclical stocks will be the next trend and what is happening in the last few days is not a surprise. The fund is strongly value oriented. It's P/E ratio is at 11.7x against 18.2x for the benchmark. The Price/Book ratio remains below 1 at 0.89 against 2.94 for the market. We maintain more than ever an overweight in Financials, Energy, Retail and Basic resources. The exposure of the fund has increased at around 87%. Each time the techno stress operates, we take the opportunity to increase slowly the delta. We expect the EuroStoxx50 index to be able to reach the highest point of February in the second half of this year.

	Reinvested distributions	1 month	YTD	1 year	Since strategy change	*Annualized Performance	Volatility days 30	Volatility 100 days	Information Ratio (R.F. = -0.47%)
GMP - BEHAVIOUR EUROPEAN EQUITIES (EUR) I		0.99%	-19.68%	-17.47%	-13.77%	-2.20%	0.00%	0.00%	-0.63
EuroStoxx50 **		1.40%	-11.51%	-5.18%	17.51%	-1.15%	0.00%	0.00%	* Since 28.09.2006. ** Price Index.

*Performance from 28.09.2006 to 14.02.2008 corresponds to class C. Change on 15.02.2008 into class I.

Performance since 24.02.2016 Implementation of new strategy



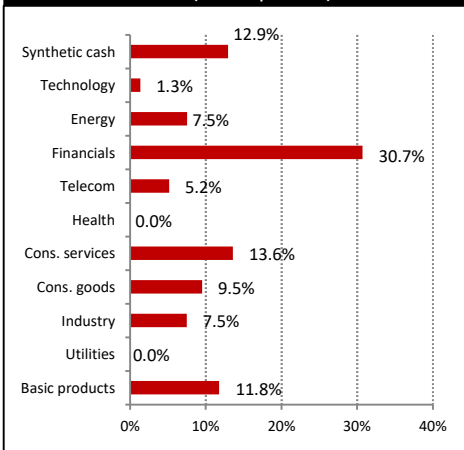
Key Holdings

Unicredit	5.0%
Swiss Re	4.7%
Bonduelle	4.5%
Ceconomy	4.3%
AIR LIQUIDE	4.2%
BBVA	4.2%
UBS	4.1%
Unibail-Rodamco	3.9%
Generali	3.9%

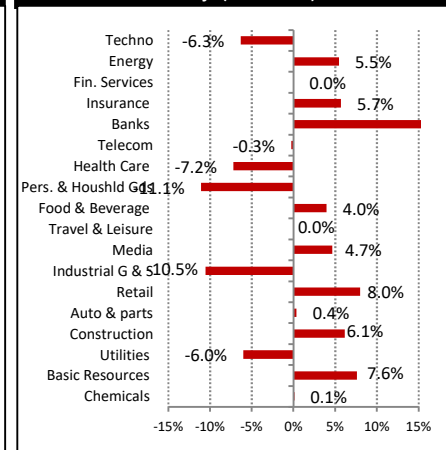
Monthly returns

	J	F	M	A	M	J	J	A	S	O	N	D	Annual
2013	4.68%	-0.82%	-3.02%	4.50%	7.63%	-6.82%	8.50%	3.00%	0.37%	6.63%	2.13%	1.78%	31.22%
2014	0.84%	4.08%	2.62%	2.95%	0.78%	-1.50%	-0.94%	1.91%	-0.54%	-0.80%	0.59%	-1.29%	8.86%
2015	0.39%	2.44%	-1.21%	2.12%	-0.33%	-1.21%	-0.89%	-8.87%	-8.07%	8.25%	0.96%	-9.13%	-15.76%
2016	-11.75%	-2.62%	3.87%	2.28%	-0.75%	-3.20%	0.84%	-0.41%	-1.50%	0.26%	-0.93%	7.83%	-7.07%
2017	-0.33%	0.92%	4.28%	-0.02%	0.00%	-1.04%	3.14%	-3.84%	2.55%	-2.35%	0.24%	1.61%	4.98%
2018	-0.06%	-1.09%	-2.16%	5.63%	-1.89%	-2.97%	4.61%	-3.53%	-0.84%	-6.40%	1.16%	-7.99%	-15.22%
2019	2.57%	4.42%	-2.04%	3.07%	-5.59%	3.49%	-0.29%	-3.12%	2.69%	-0.57%	0.04%	2.12%	6.77%
2020	-6.25%	-4.15%	-20.61%	4.06%	12.38%	-1.24%	-3.47%	0.99%					-19.68%

Sector Breakdown (net exposure)



Sector bias Vola adj. (Nominal)



Datas and graphs contained in this document are provided as an indication only. I share class only for institutional investors. The past performance is no indication of current and future performances, and the performance data do not take account of the commissions and costs incurred on the issue and redemption of units. Consequently, Active Niche Funds SA does not provide any guarantee as for their exactitude and reliability.