

Monthly report August 2020 (C USD)

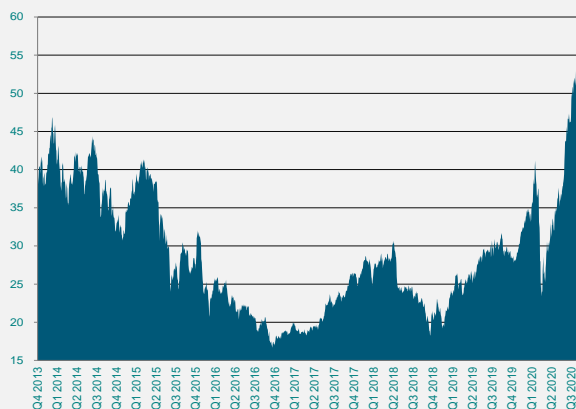
Active Solar

Long-only fund on the worldwide solar sector

The fund is invested into listed stocks of companies mainly active in the solar photovoltaics industry. Thanks to an active management, the fund's objective is to offer investors the best exposure to this sector in order to benefit from its strong growth.

Bearing a high risk profile, the fund has very high expected returns. Investment horizon should be mid- to long-term.

Fund performance since 31.12.2013



Management comments

Active Solar returns a very good performance in August, pushed by the good results of the companies, by the economic recovery plans favoring renewable energies and foremost by the growing understanding of the investors community that solar is the big winner of the energy revolution.

The YTD performance of Active Solar confirms the powerful upward trend of the sector; this performance is outstanding for 2 reasons:

- 1) Falling less than the main stock markets during the crash;
- 2) Resisting the oil crash that crushed the energy sector.

Despite the global slowdown of the economy, it is probable that the impact on the solar sector will be moderate. We are expecting the global solar market to grow to 130 GW in 2020 (about +10%), reviewed down from the 160 GW that we anticipated before the crisis. A new boom of the sector will take place in 2021 with a very strong growth of +30-40% to push new installations over 170 GW.

Apart from the quarters impacted by the COVID-19, company margins are rising, which implies a probable rise in profits as of Q3 2020.

Performances

Year	Jan	Fev	Mar	Apr	May	Jun	Jul	Aug	Sep	Oct	Nov	Dec	Year
2020	2.5%	9.6%	-26.5%	20.6%	8.4%	10.1%	20.1%	20.6%					72.3%
2019	23.0%	8.5%	-8.7%	6.7%	4.8%	8.2%	2.1%	3.6%	-3.8%	-3.4%	2.5%	11.1%	64.8%
2018	3.1%	-2.2%	1.2%	2.7%	0.8%	-16.1%	2.1%	-2.3%	-7.8%	-11.7%	14.7%	-11.9%	-27.2%
2017	2.5%	7.0%	-4.4%	0.4%	3.1%	5.6%	10.3%	0.4%	2.3%	10.4%	1.2%	3.9%	50.7%
2016	-18.9%	-4.3%	0.7%	0.7%	-5.5%	-6.0%	-1.1%	-4.8%	-4.0%	-2.9%	-9.9%	3.8%	-42.7%
2015	-6.3%	14.5%	5.3%	5.3%	-3.3%	-7.1%	-12.2%	-18.3%	-2.5%	13.7%	-5.5%	15.1%	-7.6%
2014	8.5%	12.9%	-6.8%	-7.1%	2.7%	6.8%	-10.2%	10.5%	-3.4%	-4.3%	-7.4%	-5.7%	-6.8%
2013	16.3%	0.5%	-10.0%	28.0	26.4%	-1.0%	24.1%	-5.4%	21.4%	8.0%	7.3%	-2.6%	170.8%
2012	22.9%	-2.2%	-13.8%	-11.2%	-19.5%	6.3%	-15.9%	8.2%	0.1%	-11.7%	-1.9%	18.3%	-26.4%
15.09.2008 - 31.12.2011													-81.9%

Key data

NAV (USD)

Total monthly inflows / outflows (Mio USD)

Assets under management (Mio USD)

Number of holdings

Fund manager authorized by FINMA

Custodian

ISIN

55.71

+2.6 / -5.7

115.6

20

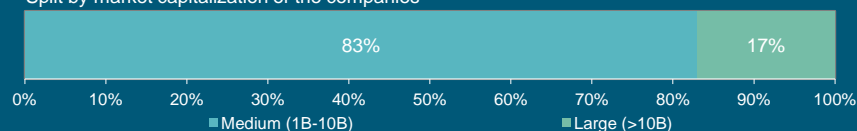
Active Niche Funds SA

UBS (Luxembourg) SA

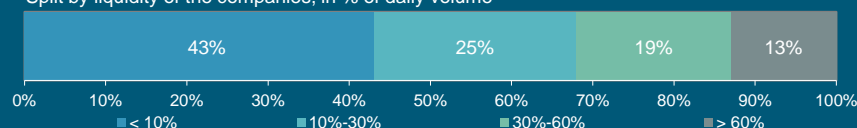
LU0377291322

Size and liquidity of underlying shares

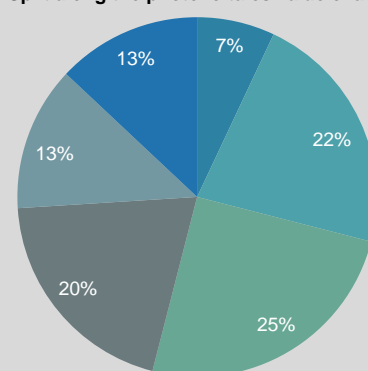
Split by market capitalization of the companies



Split by liquidity of the companies, in % of daily volume



Split along the photovoltaics value chain



1. Polysilicon
2. Wafers/Cells/Modules
3. Installations
4. Power plants
5. Inverters
6. Equipment and others

General Information

ISIN / valor nr C USD

Legal structure

Auditor

Subscription / Redemption fee

LU0377291322 / 4404698

Luxembourg SICAV, UCITS

PricewaterhouseCoopers, Luxembourg

0%

Liquidity

Management fees

Performance fees

Prospectus and legal information

Daily, cut-off 4 PM

1.5% p.a.

15% over LIBOR, high water mark

swissfunddata.ch

ACTIVE SOLAR

www.activesolar.ch

Active Niche Funds S.A.

Av. de la Gare 1, C.P. 5117, 1002 Lausanne, Switzerland

info@activenf.ch

www.activenf.ch

Legal disclaimer: This report does not constitute an offer and is not a recommendation to buy or sell fund units. It is for informational purposes only. It is subject to change and no explicit or implicit assurance or guarantee is hereby provided in respect of the correctness, reliability or completeness of its content. The indicated performance data does not take account of the commissions and costs incurred on the issue and redemption of units. Past performance is not an indication or guarantee for future performances. This document does not constitute a prospectus in the sense of Swiss or Luxembourg laws.